

DIRECTIONAL DETECTION SENSOR SWITCH

MS-60E



pole mounting with optional accessory BP-12

Sensor switch to distinguish the direction of human body or vehicle.

MS-60E is a passive infrared sensor which is designed to detect infrared rays emitted from human body and vehicle. This unit has two detection areas, making it suitable to detect one-way direction of moving objects.

Direction Conscious Sensor

Two detection areas allow directional detection with only one unit.

This is completely different from other systems which require two or more units.

Wide Applications

- Entrance/Exit control
 - Parking gate control
 - Security and safety in a construction site
 - Announcement for the prohibited area
- Walking person & low-speed vehicle can be detected.

Rain Proof Housing

Rain-proof structure facilitates outdoor installation. Various mounting positions such as ceiling, wall and pole can be chosen.


Adjustable Output Timer

Output time is adjustable from approx. 5sec. to approx. 5min.

Other Features

Directional detection, Day or Night time operation are selectable by switches.

Usage example

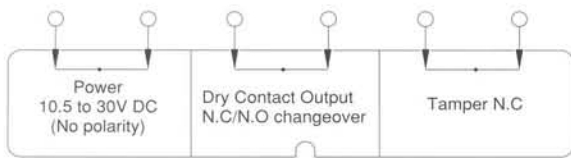


• Construction site

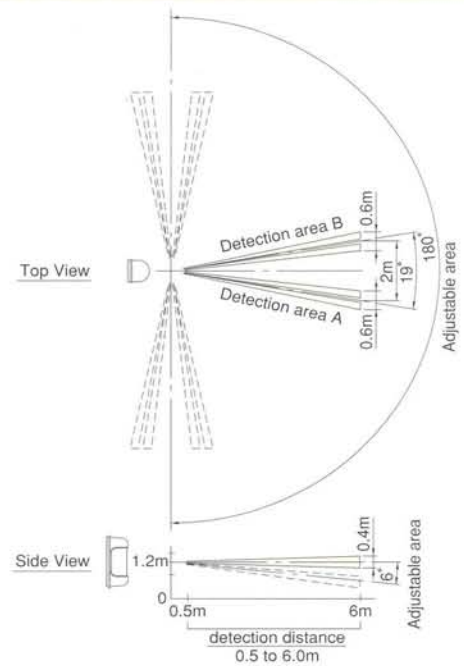


• Announcement for the prohibited area

■ WIRING



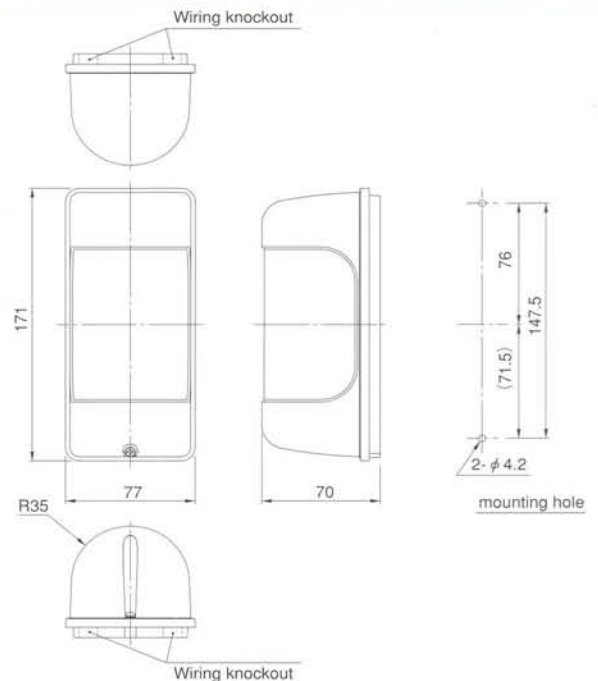
■ DETECTION AREA



■ SPECIFICATIONS

Model	MS-60E	
Detection system	Passive infrared	
Detection area	Detection area A (1 pair) Detection area B (1 pair) Detection distance 0.5 to 6.0m (20° to 20°)	
Angle adjustment	Horizontal ±90° Vertical 0 to 6° (below direction)	
Supply voltage	10.5 to 30V DC	
Current consumption	40mA or less	
Output	Dry contact relay output N.C/N.O selectable Contact capacity: 30V AC/DC 0.5A (resistive load) Output time: Detection time + off delay Approx. 5 sec. to 5 min.	
Tamper signal	Dry contact relay output N.C Capacity: 30V AC/DC 2A (resistance load)	
Adjustment	Delay time	Approx. 5 sec. to 5 min. (detection time + off delay)
	day light	Approx. 50 lux to ∞ (regardless illuminance)
Directional detection	A→B / B→A selectable	
Operation LED	Red LED	
Ambient temperature range	-20° to +50° (without condensation/freezing)	
Weight	220g	
Appearance	Cover: PE resin Body: AES resin (white)	

■ EXTERNAL DIMENSIONS (Unit:mm)



■ OPTIONAL ACCESSORY

● POLE COVER
(BP-11)



(BP-12 is required)

● POLE ATTACHMENT
(BP-12)



● WALL MOUNT
FITTINGS
(BW-14)



● CEILING/WALLMOUNT
ATTACHMENT
(BCW-401)



(BW-14 is required)

● MAGNETIC
SHEET
(BR-M5)



(BW-14 is required)

Please note : This sensor is designed to detect passing objects and to initiate an alarm; it is not a burglary-preventing device. PULNiX is not responsible for damage, injury or losses caused by accident, theft, Acts of God (including inductive surge by lightning), abuse, misuse, abnormal usage, faulty installation or improper maintenance.

LEAF03-02E18-1

PULNiX

In Japan

Takekaka Engineering Co., Ltd
83-1, Gojo-sotokan,
Higashino, Yamashina-ku,
Kyoto 607-8156, Japan
Tel : 81-75-501-6651
Fax: 81-75-593-3816
<http://www.takek-eng.co.jp/>

In the U.S.

Pulnix Sensors Inc.
230 E. Caribbean Drive
Sunnyvale,
CA 94089, U.S.A.
Tel : 408-747-0100
Fax: 408-734-1100
<http://www.pulnixsensors.com/>

In Australia

Pulnix Sensors Inc.
Unit 16, 35 Garden Road,
Clayton, Victoria 3168,
Australia
Tel : 03-9546-0533
Fax: 03-9547-9450
<http://www.pulnixsensors.com.au/>

Pulnix Sensors Inc.
Brisbane office : 1/50 Logan
Road, Woolloongabba
Queensland
4102, Australia
Tel : 07-3891-3344
Fax: 07-3891-3355

In the U.K.

Pulnix Europe Ltd.
Pulnix House, Aviary Court,
Wade Road, Basingstoke,
Hampshire. RG24 8PE, U.K.
Tel : 01256-475555
Fax: 01256-466268
<http://www.pulnix.co.uk/>