

PHOTOELECTRIC BEAM SENSOR

PR-11BE : Outdoor 3.3 to 36ft. (1 to 11m)
 Indoor 3.3 to 49ft. (1 to 15m)



The newly developed PR-11BE is suitable for both indoor and outdoor use. This beam is the first reflector beam the security industry has ever developed for outdoor applications.

EASY INSTALLATION

As wiring is needed only on the sensor unit, you can use it in places where it is difficult to wire on two sides. One side wiring makes it possible to save time and cost of installation.

BOTH INDOOR AND OUTDOOR USE IS AVAILABLE

This sensor can be used both inside and outside. 2 types of attenuation sheets (for indoor and outdoor) are attached.

EASY BEAM ALIGNMENT

Beam alignment can be adjusted at the sensor side only. When adjusting beam alignment, utilize view finder, attached attenuation sheets and alarm LED.

EXTERNAL LIGHT PROTECTION

Trouble-free condition in 50,000 lux illumination fluctuation is assured by external light compensation circuit and filter, specially designed, that cuts visible rays effectively. Excellent tolerance against sun light, automobile head light, fluorescent light or mercury light.

ROTARY OPTICAL SYSTEM

Using the adjustments, the lens can move horizontally (± 90 degrees) and vertically (± 10 degrees) allowing the unit to work in all directions.

RESPONSE TIME ADJUSTMENT

Response time can be adjusted by the response time adjustment potentiometer.

EASY OPERATION CHECK

Alarm LED (red) yield quick operation check.

OPTION ACCESSORIES

L bracket fittings (BL-11) are available for reflector mounting. BP-60A pole attachment is available for sensor and reflector.

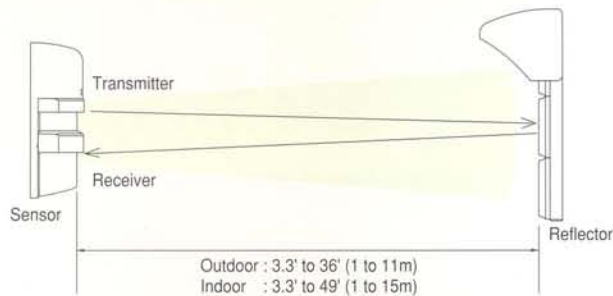
OPTIONAL POWER SUPPLY

A solar power kit is an available option.

Contact your local TAKEX office or distributor for part numbers and technical advice.

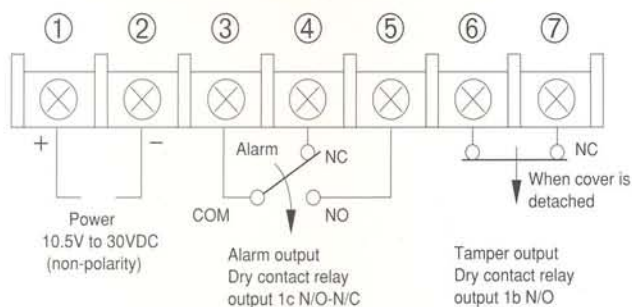
PHOTOELECTRIC BEAM SENSOR

PROTECTION DISTANCE



*Protection distance (between sensor/reflector) should be placed in the rated range.

TERMINAL CONFIGURATION



Wiring distance

Wire size	Voltage	
	DC12V	DC24V
AWG 22 (Dia 0.65mm)	500' (150m)	5,610' (1700m)
AWG 20 (Dia 0.8mm)	990' (300m)	9,240' (2800m)
AWG 18 (Dia 1.0mm)	1,490' (450m)	13,860' (4200m)
AWG 17 (Dia 1.1mm)	1,815' (550m)	16,830' (5100m)

Note) Maximum wiring distance when two or more sets are connected is the value above divided by the number of sets.

OPTIONAL

● L fittings (BL-11)



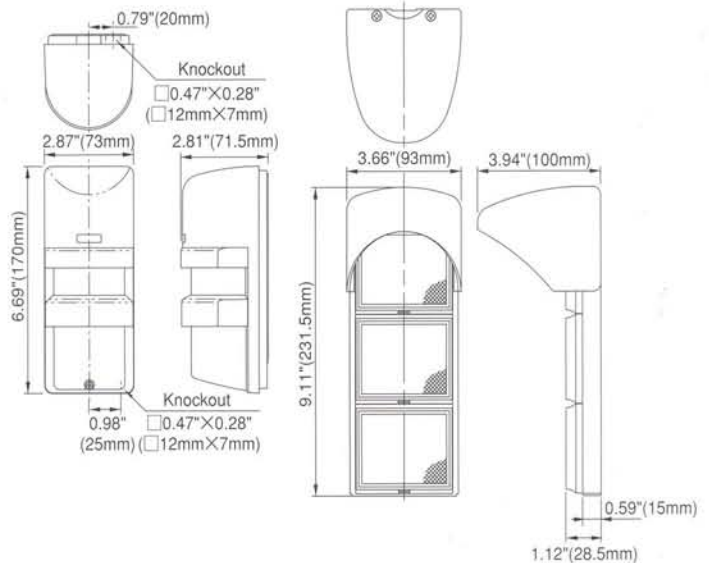
● Pole attachment (BP-60A)



EXTERNAL DIMENSIONS (Unit:inch)

<SENSOR>

<REFLECTOR>



SPECIFICATIONS

Model	PR-11BE
Detection system	Near infrared beam interruption system. (reflective)
Protection distance	Outdoor 3.3 to 36' (1 to 11m) Indoor 3.3 to 49' (1 to 15m)
Supply voltage	10.5V to 30V DC (Non-polarity)
Current consumption	55mA or less
Alarm output	Dry contact relay from N/O-N/C Contact capacity: 30V (AC/DC) 0.5A or less Relay operation: Interruption time (minimum 2 seconds)
Tamper output	Dry contact relay 1b (N/C) Action: Activated when cover is detached. Contact capacity: 30V (AC/DC) 0.5A or less
Response time	0.05sec to 0.7sec. (Adjustable by potentiometer)
Alarm LED	Red LED ON: when an alarm is initiated
Attenuation LED	Red LED ON: when beam is attenuated.
Functions	Monitor output
Ambient temperature range	-13° F to +140° F (-25°C to +60°C)
Mounting positions	Outdoor/Indoor
Wiring	Terminals
Weight	Sensor: 1.5oz (430g) Reflector: 1.7oz (490g)
Appearance	Sensor: PC resin (wine red) Reflector: acrylic resin (clear), AES resin (black)

● Specifications are subject to change without notice.

Please note : This sensor is designed to detect intrusion and to initiate an alarm; it is not a burglary-preventing device. TAKEX is not responsible for damage, injury or losses caused by accident, theft, Acts of God (including inductive surge by lightning), abuse, misuse, abnormal usage, faulty installation or improper maintenance.

LEAF12-04R24-5

TAKEX

In Japan

Takenaka Engineering Co., Ltd.
83-1, Gojo-sotokan,
Higashino, Yamashina-ku,
Kyoto 607-8156, Japan
Tel : 81-75-501-6651
Fax: 81-75-593-3816
<http://www.takex-eng.co.jp/>

In the U.S.

Takex America Inc.
230 E. Caribbean Drive
Sunnyvale,
CA 94086, U.S.A.
Tel : 408-747-0100
Fax: 408-734-1100
<http://www.takex.com>

In Australia

Takex America Inc.
Unit 16/35 Garden Road,
Clayton, 3168 Victoria,
Australia
Tel : 03-9546-0533
Fax: 03-9547-9450

Takex America Inc.

Brisbane office : 1/50 Logan
Road, Woolloongabba
Queensland
4102, Australia
Tel : 07-3891-3344
Fax: 07-3891-3355

In the U.K.

Takex Europe Ltd.
Takex House, Aviairy Court,
Wade Road, Basingstoke,
Hampshire. RG24 8PE, U.K.
Tel : (+44)01256-475555
Fax: (+44)01256-466268
<http://www.takexeurope.com>